


Parent Tips

Module 2

In module 2, kindergarten students will begin describing and sorting flat shapes, and then solid shapes. Finally, they will learn to sort and compare both flat and solid shapes.



How Can You Help at Home?

- Go on a shape hunt inside/outside your house. Students can draw or take pictures of all the shapes they see.
- Count the number of shapes you see and sort them into categories.

[Sorting Shapes](#)

[Shape Game](#)

- Continue to review and practice counting to 10 and beyond. Students can use the links provided if needed.

[Number Match Cards](#)

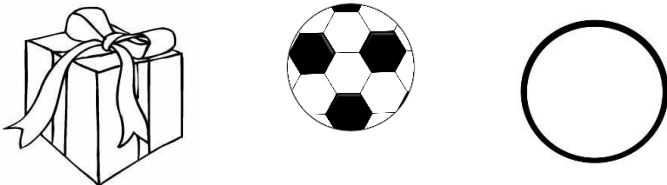
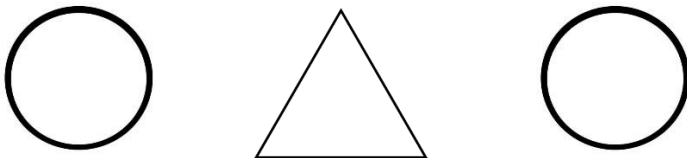
[Online Rekenrek](#)

Standards in Module 2:

- Classify objects and count the number of objects in each category
- Identify and describe shapes such as circles, rectangles, squares, triangles, hexagons, cubes, cylinders, and spheres
- Analyze, compare, create, and compose shapes

Sample Question from Module 2:

Circle the shape that doesn't belong in each row.



Words to Know

Flat: two dimensional shapes

2-D Shape Names:
circle, hexagon, rectangle, square, triangle

Face: flat side of a solid

Solid: three dimensional shapes

3-D Shape Names:
cone, cube, cylinder, sphere

